

How to use this website



This website is a directory of information.

You can search for different things like services, ideas on things to do, advice on independent or supported living, or information on adult social care support.

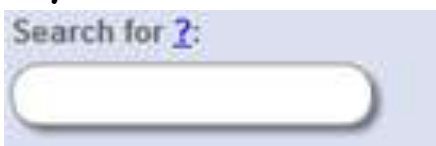
There are different ways to search this website to find information or advice about organisations, groups or events.

How to start searching

You can start your search on this website by typing in what you are looking for or by searching in the area of Gloucestershire you would like to look in.

Search by what you are looking for

Keywords search



This means you can search by what you are looking for.



Click on the search box



Type in this box what you would like to search for.



Then click on the search button

Search by location or postcode

Search by location



This means you can search by the area of Gloucestershire you would like to look in.



Click on the box below called 'Location'



Type in this box which area of Gloucestershire you would like to search in.



Then click on the search button

If you want to search the whole of Gloucestershire you do not need to type in this box.

Search by postcode



This means you can search for something in or near a postcode.



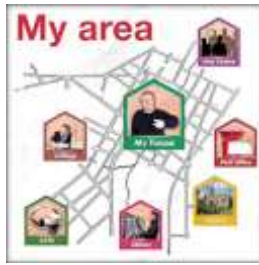
Click on the box called 'Location' and type in the postcode.



You can type in the full postcode, like *GL1 2TG*, or you can just type in the first part like *GL1*.



Then click on the search button



This will bring up services with this postcode and places nearest to the postcode at the top of the results.

Narrowing your search

Narrowing your search means you can make your search better by saying more about what you want to look for.

Look at 'Click here to narrow your search' on the right hand side of the web page.



There are different things you can click on to narrow your search. These are:



Category: this shows different areas of your life that you may want to search in.



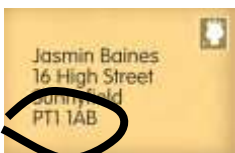
Group support focus this shows the different groups of people that the services support, like 'Learning Disabilities'



Venue facilities: this shows what there is at each location, like toilets and Wheelchair accessibility.



Age range: this shows different ages that the services support



Venue postcode: this shows the services that people can use in the postcode area.

Search for ?:

leisure

location ?:

Gloucester

Search

[Your Shortlist](#)

Click here to narrow your search:

- **Category**
 - Things to Do (9)
 - Somewhere to Live (5)
 - Working and Learning (3)
 - More Help & Advice (3)
 - Money Matters (2)
 - Carers (1)
 - Travel (1)
 - Help at Home (1)
- **Group support focus**
 - Mental health issues (2)
 - Respite Care (2)
 - Terminal illness (2)
 - Families (2)
 - Physical disability (1)
 - Learning disabilities (1)
 - Rehabilitation (1)
 - Post-operative Care (1)
- **Venue Facilities**
 - Parking available (3)
 - Wheelchair accessible (3)
 - Toilet facilities (2)
 - Hearing Induction Loop (1)
- **Age range**
 - Older people (3)
 - Adult (1)
 - Young people (1)
 - All ages (1)
- **Venue postcode**
 - GL1 (9)
 - GL3 (6)

Sorting your search results

This means you can show your results in different ways.

How to sort your results

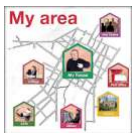
Go to 'Sorted by' at the top of your results.



Filtered by: **No filters selected**
(use the section on the right to select filters)
Sorted by: **Distance** | [Relevance](#) | [Title](#)
[Clear filters](#) | [Help with searching](#)

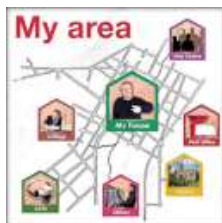


Then click on **Distance**, **Relevance** or **Title**.



This will change the results to show them in a way that may be more useful to you.

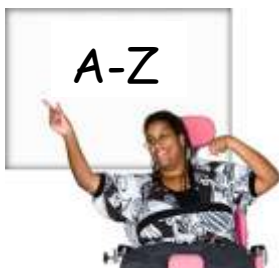
You can sort your search results in these ways:



- **Distance:** this will sort your search results with the services nearest shown at the top of the web page. This is only shown if you have typed in a location or postcode in the search box.



- **Relevance:** this will sort your search results with the best match to your search at the top of your results.



- **Title:** this will sort your search results in A-Z order of the titles in your results.

Anything with numbers in the title will be shown first.

Text Translation

This means when you click on a result, you can change the language shown to another language.

How to change the language



Click on the result that you are interested in. This brings up more information.

Look for the Google Translate button on the right hand side of the web page.



Translate this page

Select Language

Powered by Google Translate



Click on Select language




Translate this page

Select Language

Select Language

Afrikaans
Albanian
Arabic
Belarusian
Bulgarian
Catalan
Chinese (Simplified)
Chinese (Traditional)
Croatian
Czech
Danish
Dutch
Estonian
Filipino
Finnish
French
Galician
German
Greek
Haitian Creole
Hebrew
Hindi
Hungarian
Icelandic
Indonesian
Irish
Italian
Japanese
Korean

You can choose the language you want to translate by the drop-down menu.



Click on the language you want to change this page to.

Other tips you may find useful

You can also use other text in the search box to make it easier to find what you're looking for.

Using the plus sign +

When you do a search you can use the plus sign + before a word. This means that the results that come up must contain that word.

Here is an example:



If you type in the search box ***+housing***
+advice



The results will all have the words
housing and advice in them.

Using Double quotes " "

When you do a search you can also use double quotes "" around the word.

This means that the results that come up contain the exact phrase.

Here is an example:



Type in the search box **"cricket club"**



The results will all be just cricket clubs and nothing else.